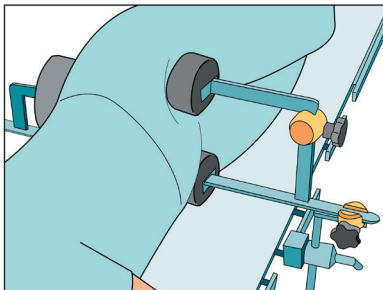
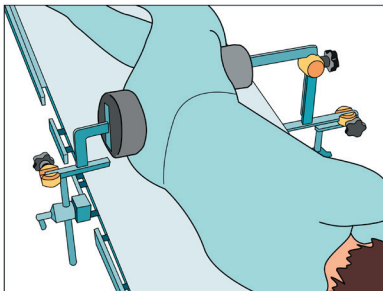
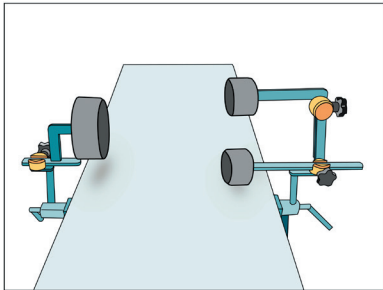


THE PRINCIPLES OF:

3 POINT FIXATION

Hip Fix™ uses a unique 3 point fixation (crista iliaca and sacrum) to make the strong stability of the patient positioning match the surgeons need for space and manoeuvrability in the surgical field.



Do you need more information
about the Hip Fix™?

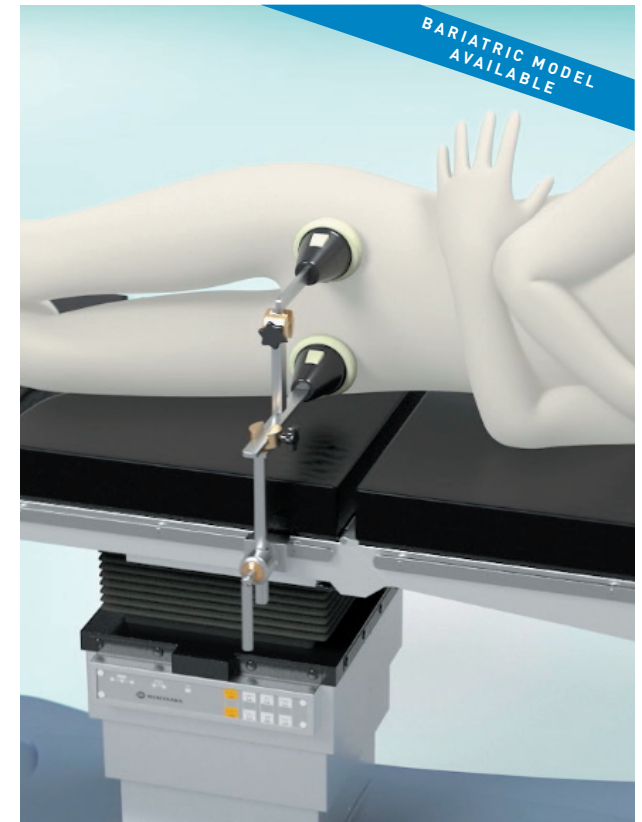
Please get in touch

opitek

mail@opitek.dk | +45 39 66 16 44

www.opitek-international.dk

CE MDR Class 1



INTRODUCING:

THE HIP FIX™

The Hip Fix™ provides the operating team with accurate and stable patient positioning on the operating table.

opitek

THE HIP FIX™




Total hip replacement is a demanding and exacting surgical technique. Advances in technologies, new materials, and biomechanics have made it increasingly important for the orthopaedic surgeon to be able to accurately orientate the implant components in a reproducible fashion.

- Abdomen free from external pressure during procedure.
- Accurate and reproducible patient and component orientation
- Stability of patient position throughout procedure
- Hip Fix™ facilitates accurate and reproducible positioning of implant components



Hip Fix™ has more than 20 years of clinical history.



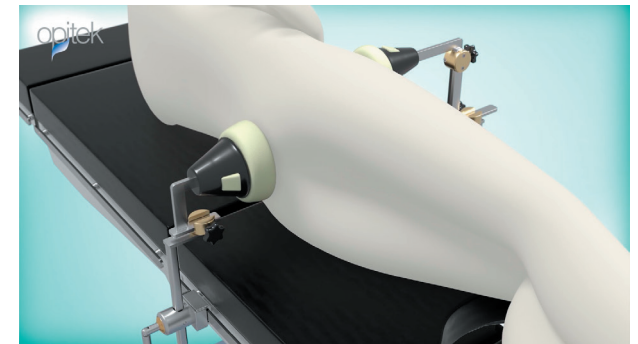
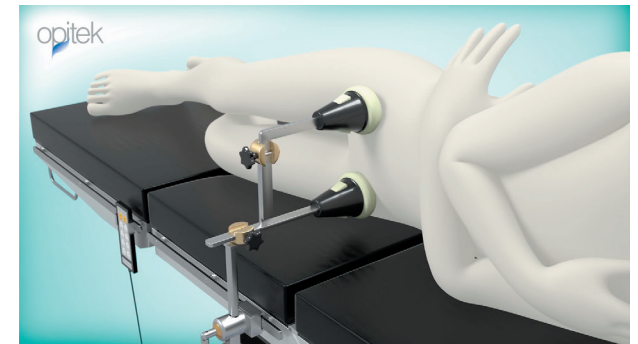
THE SINGLE USE PADS

They are latex free and tested free from allergy inducing content.



THE SINGLE USE PADS

No risk of cross contamination, safe, hygienic and simple. Plug & play with all models of Hip Fix™



Do you want to see the Hip Fix™ in 3D?



Scan the QR-code with your phone and watch.