

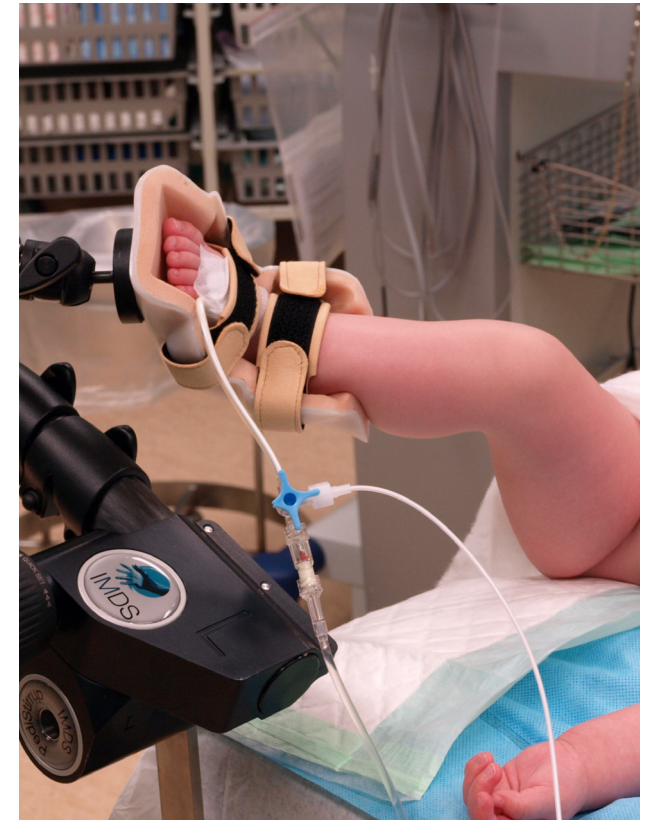
CHARACTERISTICS FOR PEDISTIRRUP

- Optimal sight to minimize chance of complications.
- Maximized working space for reduced procedure time.
- Secure positioning to prevent trauma to sciatic nerve system.
- Easy and secure intra-operative re-positioning.
- Simply mountable to operation table.
- Combined large – and precision adjustment.
- Easy and secure adjustment in horizontal, vertical and longitudinal direction.



**Do you want to know more about
Paediatric Lithotomy Positioning?**

Please get in touch



INTRODUCING:

PEDISTIRRUP

Unlimited and controlled Paediatric
Lithotomy Positioning



mail@opitek.dk | +45 39 66 16 44

www.opitek-international.dk

Manufactured by Opitek International

CE MDD Class 1

SUPREME PAEDIATRIC LITHOTOMY POSITIONING

The solution for paediatric laparoscopy and other paediatric procedures requiring lithotomy positioning, especially where intra-operative re-positioning may be required.

Represents the exclusive device designed for safe and flexible lithotomy positioning of babies (from 0 months of age) and children with body lengths up to 1.40 meters.



EXCLUSIVE PRIMARY ROTATION POINT TECHNOLOGY

- Accurate alignment of primary rotation point and hip joint by laser.
- Preventing trauma to vulnerable sciatic nerve system.
- Perfectly mimics the natural motions of the hip joint.



SHOE DESIGN

- Range of 5 different shoe sizes.
- Different shoe colors for size identification.



- Quick fix and release shoe exchange mechanism.
- Anatomical shaped shoes with soft inner liner.
- Soft ergonomic fixation straps to minimize pressure on the calf.

Do you want to see how PediStirrup works?



Scan the QR-code with your phone and watch.